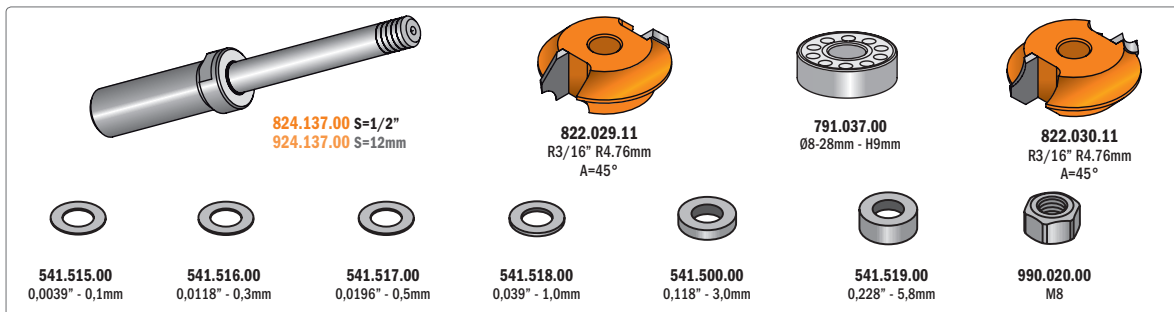
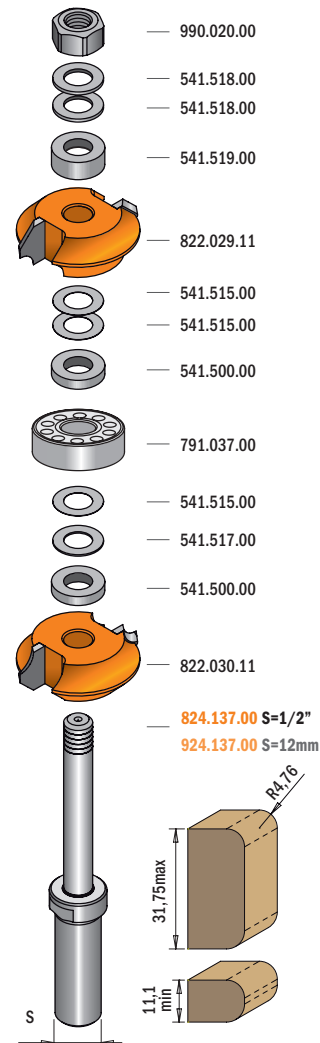


800.623.11 (Shank 1/2") - ASSEMBLY FOR DOUBLE "ROUNDROVER"/"CHAMFER" ADJUSTABLE WITH BALL BEARING GUIDE

900.623.11 (Shank 12mm) - ASSEMBLY FOR DOUBLE "ROUNDROVER"/"CHAMFER" ADJUSTABLE WITH BALL BEARING GUIDE

ROUNDROVER - Cutting Height (H)

Assembly sequence n°	7/16" 11,1mm	1/2" 12,7mm	5/8" 15,87mm	3/4" 19,05mm	7/8" 22mm	1" 25,4mm	1-1/8" 28,5mm	1-3/16" 30,1mm	1-1/4" 31,75mm
	WITHOUT BEARING					WITH BEARING			
15	990.020.00	-	-	-	-	-	-	-	-
14	541.500.00	-	-	990.020.00	990.020.00	990.020.00	990.020.00	-	-
13	541.500.00	-	-	541.518.00	541.518.00	541.518.00	541.518.00	990.020.00	990.020.00
12	541.519.00	-	-	541.518.00	541.518.00	541.518.00	541.500.00	541.500.00	541.518.00
11	541.518.00	990.020.00	990.020.00	541.500.00	541.500.00	541.519.00	822.029.11	822.029.11	822.029.11
10	791.037.00	541.518.00	541.518.00	541.500.00	541.519.00	822.029.11	541.515.00	541.515.00	541.515.00
9	541.518.00	541.519.00	541.519.00	541.519.00	822.029.11	541.515.00	541.515.00	541.515.00	541.515.00
8	822.029.11	541.500.00	791.037.00	822.029.11	541.500.00	541.515.00	541.515.00	541.517.00	541.516.00
7	541.515.00	791.037.00	541.518.00	541.515.00	541.515.00	541.515.00	541.516.00	541.518.00	541.517.00
6	541.515.00	541.518.00	822.029.11	541.515.00	541.515.00	791.037.00	541.517.00	541.518.00	541.519.00
5	541.516.00	822.029.11	541.516.00	791.037.00	791.037.00	541.515.00	541.500.00	541.500.00	791.037.00
4	541.517.00	541.515.00	541.500.00	541.515.00	541.515.00	541.517.00	791.037.00	791.037.00	541.517.00
3	541.517.00	541.500.00	541.500.00	541.515.00	541.515.00	541.500.00	541.519.00	541.519.00	541.519.00
2	822.030.11	822.030.11	822.030.11	822.030.11	822.030.11	822.030.11	822.030.11	822.030.11	822.030.11
1	8/924.137.00	8/924.137.00	8/924.137.00	8/924.137.00	8/924.137.00	8/924.137.00	8/924.137.00	824.137.00	8/924.137.00

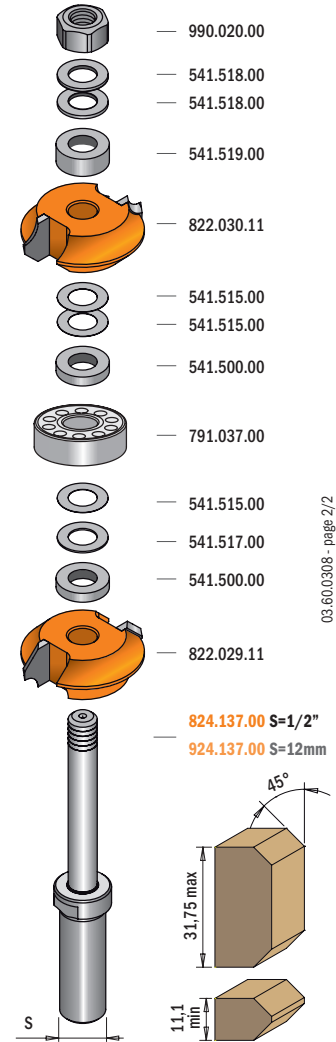


800.623.11 (Shank 1/2") - ASSEMBLY FOR DOUBLE "ROUND OVER"/"CHAMFER" ADJUSTABLE WITH BALL BEARING GUIDE

900.623.11 (Shank 12mm) - ASSEMBLY FOR DOUBLE "ROUND OVER"/"CHAMFER" ADJUSTABLE WITH BALL BEARING GUIDE

CHAMFER - Cutting Heigh (H)

Assembly sequence n°	7/16"	1/2"	5/8"	3/4"	7/8"	1"	1-1/8"	1-3/16"	1-1/4"	
	11,1mm	12,7mm	15,87mm	19,05mm	22mm	25,4mm	28,5mm	30,1mm	31,75mm	
	WITHOUT BEARING					WITH BEARING				
15	990.020.00	-	-	-	-	-	-	-	-	
14	541.500.00	-	-	990.020.00	990.020.00	990.020.00	990.020.00	-	-	
13	541.500.00	-	-	541.518.00	541.518.00	541.518.00	541.518.00	990.020.00	990.020.00	
12	541.519.00	-	-	541.518.00	541.518.00	541.518.00	541.500.00	541.500.00	541.518.00	
11	541.518.00	990.020.00	990.020.00	541.500.00	541.500.00	541.519.00	822.030.11	822.030.11	822.030.11	
10	791.037.00	541.518.00	541.518.00	541.500.00	541.519.00	822.030.11	541.515.00	541.515.00	541.515.00	
9	541.518.00	541.519.00	541.519.00	541.519.00	822.030.11	541.515.00	541.515.00	541.515.00	541.515.00	
8	822.030.11	541.500.00	791.037.00	822.030.11	541.500.00	541.515.00	541.515.00	541.517.00	541.516.00	
7	541.515.00	791.037.00	541.518.00	541.515.00	541.515.00	541.500.00	541.516.00	541.518.00	541.517.00	
6	541.515.00	541.518.00	822.030.11	541.515.00	541.515.00	791.037.00	541.517.00	541.518.00	541.519.00	
5	541.516.00	822.030.11	541.516.00	791.037.00	791.037.00	541.515.00	541.500.00	541.500.00	791.037.00	
4	541.517.00	541.515.00	541.500.00	541.515.00	541.515.00	541.517.00	791.037.00	791.037.00	541.517.00	
3	541.517.00	541.500.00	541.500.00	541.515.00	541.515.00	541.500.00	541.519.00	541.519.00	541.519.00	
2	822.029.11	822.029.11	822.029.11	822.029.11	822.029.11	822.029.11	822.029.11	822.029.11	822.029.11	
1	8/924.137.00	8/924.137.00	8/924.137.00	8/924.137.00	8/924.137.00	8/924.137.00	8/924.137.00	8/924.137.00	8/924.137.00	



03.60.0308 - page 2/2

